



TC-1235L

**VALVE REGULATED
LEAD ACID BATTERY (V.R.L.A.)**



**ABSORBED GLASS MAT
TECHNOLOGY (A.G.M.)**



**10 YEAR DESIGN FOR UPS AND
STANDBY APPLICATIONS**



Features

- A recognized component of UL.
- Non spillable valve regulated lead acid (VRLA) design.
- Absorbed glass mat (AGM) technology.
- Gas recombination greater than 99%.
- Operates at a low internal pressure.
- Never needs watering, minimal maintenance.
- 99.7% pure lead calcium grids.
- Shock absorbent thick wall construction.
- Space savings multi-cell design.
- Cold forged non-porous terminal bushings, eliminate post leakage.
- Thermally welded case to cover bond, eliminates both acid and electrical leaks.
- Over-sized, through the partition inter-cell welds provide low resistance connections, with minimal power loss.
- Each cell has a low pressure safety release venting system, recognized per U.L. 924.
- Measured high vacuum acid fill, reduces electrical variability between cells.
- Can be mounted on its side.
- 100% recyclable materials.

Specifications

Cells / volts	6 / 12
Terminal type	"L" Type lead
Maximum discharge current	245 amps
Short circuit current	1883 amps
Impedance @ 77°F 25°C	7.33 milliohms
Electrolyte (S.G.)	1.300
Capacity @ 77°F (25°C) to 1.75 V.P.C.	32.2 AH (20 hrs) 29.2 AH (8 hrs)
Operating temperature range	+40°C/-40°F to +60°C/+140°F
Charging voltage / current:	13.62 to 13.80 volts, constant voltage at a maximum current of 12 amps.
Temperature compensation: Apply for temperature range of 0°C/32°F to 40°C/104°F	Subtract 3 mV/°C cell or 1.7 mV °F/cell, above 25°C/77°F Add 3mV/°C/cell or 1.7 mV/ °F/cell, below 25°C/77°F
Storage time from a fully charged condition:	6 months at 25°C/77°F. For each 9°C/15°F rise, reduce the storage time by half.
AC ripple from charging source	1.5% peak to peak of float
Overall dimensions (inches,mm)	8.99" H x 8.95" L x 5.45" W 228mm H x 227mm L x 138mm W
Weight lbs / kgs	26.7 / 12.1

Options

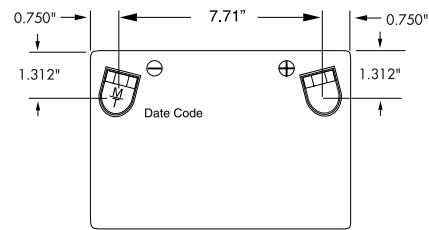
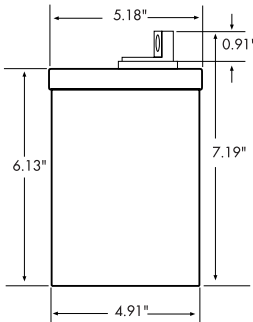
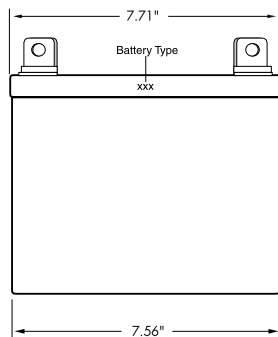
- Available in flame retardant (V2) plastic cases, compliant with UL 1778, specify model TC-1255S.
- Terminal covers.
- Battery cables.
- Custom wiring harnesses.

No transport restrictions

- Surface transport. Classified as non-hazardous material as relates to DOT-CFR Title 49, parts 171-189.
- Maritime transport. Classified as non-hazardous material per IMDG amendment 27.
- Air transport. Complies with IATA / ICAO, special provision A67.

Constant current discharge ratings, amperes @ 77°F (25°C) in hours

End V.P.C.	1	2	3	4	5	6	8	10	12	20	24
1.90	17.7	10.6	7.69	6.03	4.98	4.24	3.26	2.65	2.23	1.42	1.21
1.85	19.2	11.4	8.20	6.40	5.28	4.51	3.50	2.87	2.44	1.55	1.31
1.80	20.0	11.7	8.49	6.62	5.45	4.66	3.62	2.97	2.52	1.60	1.36
1.75	20.3	11.8	8.57	6.74	5.54	4.72	3.65	2.98	2.55	1.61	1.37



Constant power discharge ratings, watts per battery @ 77°F (25°C) in minutes/hours

End V.P.C.	5	10	15	20	30	40	45	50	60	90	2	3	4	6	8
1.80	1258	874	679	554	412	332	307	281	245	179	144	105	83.8	59.9	46.4
1.75	1350	913	700	568	419	337	311	285	248	181	150	108	86.2	62.1	48.4
1.70	1417	935	709	573	423	340	314	287	250	-	-	-	-	-	-
1.67	1463	942	712	575	424	341	315	288	250	-	-	-	-	-	-
1.60	1519	960	722	582	428	343	316	289	252	-	-	-	-	-	-

Cabinet systems

- Power Battery offers an extensive line of pre-wired battery cabinet systems.
- Locate the KW's required from the chart on the right. See the chart below for dimensions.
- All cabinet systems are equipped with fuses for both positive and negative overload protection.
- Optional output breakers are available instead of fuses.
- Systems can be equipped with an auxiliary charger for extended run time applications.
- UL and CUL approved.
- Custom cabinets are available.

Volts	Battery System Model Number	End V.P.C.	Available KW's in minutes						
			5	10	15	20	30	45	60
24	1KS2-235L-24	1.75	2.700	1.826	1.400	1.136	0.838	0.622	0.496
		1.67	2.926	1.884	1.424	1.150	0.848	0.629	0.500
48	1KS3-435L-48	1.75	5.400	3.652	2.800	2.272	1.676	1.244	0.992
		1.67	5.852	3.768	2.848	2.300	1.696	1.258	1.000
96	1KS6-835L-96	1.75	10.80	7.304	5.600	4.544	3.352	2.488	1.984
		1.67	11.70	7.536	5.696	4.600	3.392	2.516	2.000
120	1KS7-1035L-120	1.75	13.50	9.130	7.000	5.680	4.190	3.110	2.480
		1.67	14.63	9.420	7.120	5.750	4.240	3.145	2.500
240	1CR1-2035L-240	1.75	27.00	18.26	14.00	11.36	8.380	6.220	4.960
		1.67	29.26	18.84	14.24	11.50	8.480	6.290	5.000
360	1CR3-3035L-360	1.75	40.50	27.39	21.00	17.04	12.57	9.330	7.440
		1.67	43.89	28.26	21.36	17.25	12.72	9.435	7.500
480	1CR6-4035L-480	1.75	54.00	36.52	28.00	22.72	16.76	12.44	9.920
		1.67	58.52	37.68	28.48	23.00	16.96	12.58	10.00



KS6 Cabinet

Battery System		Dimensions (in / mm)			Weight
Volts	Model Number	Width	Depth	Height	lbs/kgs
24	1KS2-235L-24	7.75/197	14.0/356	8.75/222	64/29
48	1KS3-435L-48	7.75/197	24.0/610	8.75/222	124/56
96	1KS6-835L-96	16.0/406	34.5/876	17.8/451	289/131
120	1KS7-1035L-120	16.0/406	34.5/876	37.3/946	417/189
240	1CR1-2035L-240	24.0/610	32.5/826	43.0/1092	794/360
360	1CR3-3035L-360	40.0/1016	32.5/826	43.0/1092	1127/511
480	1CR6-4035L-480	40.0/1016	32.5/826	60.0/1524	1510/685

Specifications subject to change without notice.